



Auditors' Report

To
The Board of Members
All India Artisans & Craftworkers Welfare Association

Report on the Financial Statements

We have audited the accompanying financial statements of "**All India Artisans & Craftworkers Welfare Association**" (PAN: AABTA1179P), which comprises the Balance Sheet as at 31st March 2017, Income & Expenditure Account, Receipt and Payment Account for the year then ended, and a summary of significant accounting policies and other explanatory information.

Management's Responsibility for the Financial Statements

Management is responsible for the preparation of these financial statements that give a true and fair view of the financial position, financial performance of the Organization in accordance with the accounting principles generally accepted in India. This responsibility also includes the maintenance of adequate accounting records in accordance with the provision of the laws for the time being in force, for safe guarding of the assets of the organization and for preventing and detecting the frauds and other irregularities; selection and application of appropriate accounting policies; making judgments and estimates that are reasonable and prudent; and design, implementation and maintenance of internal controls, that were operating electively for ensuring the accuracy and completeness of the accounting records, relevant to the preparation and presentation of the financial statements that give a true and fair view and are free from material misstatement, whether due to fraud or error.

Auditor's Responsibility

Our responsibility is to express an opinion on these financial statements based on our audit. We have taken into account the provisions of the laws for the time being in force, the accounting and auditing standards and matters which are required to be included in the audit report.



We conducted our audit in accordance with the Standards on Auditing prescribed by the ICAI. Those Standards require that we comply with ethical requirements and plan and perform the audit to obtain reasonable assurance about whether the financial statements are free from material mis-statement.

An audit involves performing procedures to obtain audit evidence about the amounts and disclosures in the financial statements. The procedures selected depend on the auditor's judgment, including the assessment of the risks of material mis statement of the financial statements, whether due to fraud or error. In making those risk assessments, the auditor considers internal financial control relevant to the organization's preparation of the financial statements that give true and fair view in order to design audit procedures that are appropriate in the circumstances. An audit also includes evaluating the appropriateness of accounting policies used and the reasonableness of the accounting estimates made by organization's management, as well as evaluating the over all presentation of the financial statements.


We believe that the audit evidence we have obtained is sufficient and appropriate to provide a basis for our audit opinion on the financial statements.

Opinion



In our opinion and to the best of our information and according to the explanations given to us, the afore said financial statements, give the information required by the applicable laws in the manner so required and give a true and fair view in conformity with the accounting principles generally accepted in India;

- a) In the case of the Balance Sheet, of the state of affairs of the "**All India Artisans & Craftworkers Welfare Association**" as at March 31st, 2017.
- b) In the case of Income & Expenditure Accounts, result of operation for the year ended on that date.

For S. Sahoo & Co
Chartered Accountants
FRN NO.: 322952E


CA. Subhajit Sahoo, FCA
Partner
M.M.No: - 05/426

Date: 03.07.2017
Place: New Delhi



ALL INDIA ARTISANS & CRAFTWORKERS WELFARE ASSOCIATION
B-223 BASEMENT, CHITTARANJAN PARK, NEW DELHI- 110019

BALANCE SHEET AS ON 31st MARCH 2017

	SCHEDULE	F.Y. 2016-17	F.Y. 2015-16
SOURCES OF FUNDS			
I. FUND BALANCES:			
a. General Fund	[01]	3,884,688	2,632,857
b. Asset Fund		-	-
		<u>3,884,688</u>	<u>2,632,857</u>
II. LOAN FUNDS:			
a. Secured Loans		-	-
b. Unsecured Loans		-	-
		<u>-</u>	<u>-</u>
TOTAL Rs.	[I + II]	<u>3,884,688</u>	<u>2,632,857</u>
APPLICATION OF FUNDS			
I. FIXED ASSETS			
Opening W.D.V	[02]	178,997	231,604
Less: Depreciation		32,889	52,607
Net Block		<u>146,108</u>	<u>178,997</u>
II. INVESTMENTS	[03]	16,621,254	8,699,970
III. CURRENT ASSETS, LOANS & ADVANCES:			
a. Loans & Advances	[04]	3,556,281	3,958,925
b. Other Current Assets	[05]	4,303,110	4,669,018
c. Cash & Bank Balance	[06]	16,481,184	1,832,706
	A	<u>24,340,576</u>	<u>10,460,649</u>
Less: CURRENT LIABILITIES & PROVISIONS:			
a. Unspent Grant Balance	[07]	33,091,620	11,405,437
b. Current Liabilities	[08]	4,131,630	5,301,322
	B	<u>37,223,250</u>	<u>16,706,759</u>
NET CURRENT ASSETS	[A - B]	<u>(12,882,674)</u>	<u>(6,246,110)</u>
TOTAL Rs.	[I+II+III]	<u>3,884,688</u>	<u>2,632,857</u>

Significant Accounting Policies and Notes to Accounts

The schedules referred to above form an
Integral part of the Balance Sheet.

For & On behalf of:
S. SAHOO & CO.
Chartered Accountants

[CA. Subhajit Sahoo, FCA, LLB]
Partner
M No 057476
FR No.: 322952E

Place : New Delhi
Date: 3rd July 2017

For & On behalf of :

All India Artisans & Craftworkers Welfare Association


Rathi Vinay Jha
President




Madhura Dutta
Secretary

ALL INDIA ARTISANS & CRAFTWORKERS WELFARE ASSOCIATION
B-223 BASEMENT, CHITTARANJAN PARK, NEW DELHI- 110019


INCOME & EXPENDITURE ACCOUNT FOR THE YEAR ENDED 31st March 2017

	SCHEDULE	F.Y. 2016-17	F.Y. 2015-16
I. INCOME			
Grants	[09]	33,114,431	34,059,189
Other Income	[9A]	1,133,769	346,016
Interest Income		725,346	713,616
Sales		2,429,779	5,831,592
Membership Fee		2,154,886	512,340
Donation		-	296,648
Total		39,558,212	41,759,401
II. EXPENDITURE			
Grant Related Expenses:			
Going Green	[10]	16,793,357	13,387,254
TraidCraft Exchange	[11]	3,887,348	689,906
RBS Foundation	[12]	4,657,446	3,045,873
CAF India- Oracle	[13]	2,650,646	-
Ford Foundation	[14]	3,382,521	4,484,083
Ford Foundation- 0160	[15]	418,992	-
SJNEFFL	[16]	6,325	3,418,852
Google	[17]	1,317,797	952,553
PACS		-	6,742,840
Tikau Share		-	1,337,829
Other Programme & Administrative Cost	[18]	1,710,018	3,490,318
Cost of Goods Sold		2,151,141	4,161,554
Grant Receivable W/off		1,297,902	
Depreciation	[03]	32,889	51,477
Less: Transferred to Assets Fund		-	-
Total		32,889	51,477
III. EXCESS OF INCOME OVER EXPENDITURE	[I - II]	1,251,829	(3,138)

Significant Accounting Policies and Notes to Accounts

The schedules referred to above form an Integral part of the Income & Expenditure Account.


For & On behalf of:
S. SAHOO & CO.
Chartered Accountants



[CA. Subhajit Sahoo, FCA, LLB]
Partner
M No. 057426
FR No.: 322952E

Place : New Delhi
Date: 3rd July 2017

For & On behalf of:

All India Artisans & Craftworkers Welfare Association


Rathi Vinay Jha
President


Madhura Dutta
Secretary




ALL INDIA ARTISANS & CRAFTWORKERS WELFARE ASSOCIATION
B-223 BASEMENT, CHITTARANJAN PARK, NEW DELHI- 110019

RECEIPTS & PAYMENT ACCOUNT FOR THE YEAR ENDED 31st March 2017

	Amount	F.Y. 2016-17
RECEIPTS		
Cash & Bank Balance		
Cash in Hand	19,219	
Cast at Bank	<u>1,813,487</u>	1,832,706
Grants		54,800,615
Sales		2,429,779
Membership Fee		819,358
Other Receipts		1,113,186
Interest Income		401,989
TOTAL Rs.		<u><u>61,397,633</u></u>
PAYMENTS		
Grant Related Payments		
Going Green	16,793,357	
TraidCraft Exchange	3,887,348	
RBS Foundation	4,657,446	
CAF India- Oracle	2,650,646	
Ford Foundation	3,382,521	
Ford Foundation- 0160	418,992	
SJNEFFL	6,325	
Google	<u>1,317,797</u>	33,114,432
Other Programme & Administrative Expenses		1,710,018
Cost of Goods Sold		2,151,141
Investment made during the year		7,921,284
Increase/ Decrease in Current Assets/ Current Liabilities		19,573
Cash & Bank Balance		
Cash in Hand	52,037	
Balance at Bank	<u>16,429,147</u>	16,481,184
TOTAL Rs.		<u><u>61,397,633</u></u>

Significant Accounting Policies and Notes to Accounts
The schedules referred to above form an
Integral part of the Receipts & Payment Account.

For & On behalf of :
S. SAHOO & CO.
Chartered Accountants


[CA. Subhajit Sahoo, FCA, LLB]
Partner
M No. 057426
FR No.: 322952E

Place : New Delhi
Date: 3rd July 2017

For & On behalf of :
All India Artisans & Craftworkers Welfare
Association


Rathi Vinay Jha
President


Madhura Dutta
Secretary



ALL INDIA ARTISANS & CRAFTWORKERS WELFARE ASSOCIATION
B-223 BASEMENT, CHITTARANJAN PARK, NEW DELHI- 110019

Schedules Forming Part of Financial Statement

F.Y. 2016-17

SCHEDULE [01] : GENERAL FUND

FCRA

Opening Balance	(50,277)
Add: Excess of Income over Expenditure	352,853
	302,577

N-FCRA

Opening Balance	2,683,135
Add: Excess of Income over Expenditure	898,977
	3,582,111

TOTAL Rs.

3,884,688

SCHEDULE [03] : INVESTMENTS

FCRA

Fixed Deposits with CitiBank	2,177,714
Multi Deposits with CitiBank	8,605,076
	10,782,790

N-FCRA

Fixed Deposits with CitiBank	4,527,368
Multi Deposits with CitiBank	691,244
Mutual Fund Investments	619,852
	5,838,464

TOTAL Rs.

16,621,254

SCHEDULE [04] : LOANS AND ADVANCES

FCRA

Staff Advance	127,818
Vendor Advance	1,274,611
Security Deposit (BFU)	10,000
Balance with Partners	1,583,705
	2,996,134

N-FCRA

Staff Advance	850
Vendor Advance	356,297
Security Deposits	203,000
	560,147

TOTAL Rs.

3,556,281

SCHEDULE [05] : OTHER CURRENT ASSETS

FCRA

Accrued Interest	169,567
TDS Receivable	67,714
	237,281



ALL INDIA ARTISANS & CRAFTWORKERS WELFARE ASSOCIATION
B-223 BASEMENT, CHITTARANJAN PARK, NEW DELHI- 110019

Schedules Forming Part of Financial Statement

F.Y. 2016-17

N-FCRA

Advance Tax & TDS Receivable	1,113,800
Receivable from Customers (Sundry Debtors)	1,050,135
Closing Stock	1,671,090
Accrued Interest	181,600
Duty Drawback Incentive Receivable	49,204
	4,065,829

TOTAL Rs.

4,303,110

SCHEDULE [06] : CASH & BANK BALANCE

FCRA

Cash in hand	11,726
Balance at Bank	15,499,725
	15,511,451

N-FCRA

Cash in hand	40,311
Balance at Bank	929,422
	969,733

TOTAL Rs.

16,481,184

SCHEDULE [07] : UNSPENT GRANT BALANCE

FCRA

Opening Unspent Grant Balance at the beginning of the Year	5,286,064
Add:- Grants Received during the year	54,800,615
Less: Grants transferred to Income & Expenditure A/c	31,796,634
	28,290,045

N-FCRA

Opening Unspent Grant Balance at the beginning of the Year	6,119,373
Add:- Grants Received during the year	-
Less:- Grants transferred to Income & Expenditure A/c	1,317,797
	4,801,576

TOTAL Rs.

33,091,620

SCHEDULE [08] : CURRENT LIABILITIES

FCRA

TDS Payable	199,772
EPF Payable	38,637
Expenses Payable	818,989
Payable to Staffs	48,944
	1,106,342

N-FCRA



MD

ALL INDIA ARTISANS & CRAFTWORKERS WELFARE ASSOCIATION
B-223 BASEMENT, CHITTARANJAN PARK, NEW DELHI- 110019

Schedules Forming Part of Financial Statement

	F.Y. 2016-17
Advance from Customers	568,836
Statutory Liabilities	15,140
Sundry Creditors	949,237
Expenses Payable	1,492,075
	3,025,288
TOTAL Rs.	4,131,630

SCHEDULE [9] : GRANTS

FCRA

Opening Unspent Grant Balance at the beginning of the Year	5,286,064
Add:- Grants Received during the year	54,800,615
Less:- Closing Unspent Grant Balance at the end of the Year	28,290,045
	31,796,634

Non-FCRA

Opening Unspent Grant Balance at the beginning of the Year	6,119,373
Add:- Grants Received during the year	-
Less:- Closing Unspent Grant Balance at the end of the Year	4,801,576
	1,317,797

TOTAL Rs.

33,114,431

SCHEDULE [9A] : OTHER INCOME

Consultancy Receipts	812,262
Application Income	209,222
Other Receipts	112,285
TOTAL Rs.	1,133,769

SCHEDULE [10] : GOING GREEN

Human Resources	6,000,392
Travel & Accomodation- International	145,112
Travel & Accomodation- Local	560,079
Publications	32,427
Studies & Research	956,590
Cost of Conferences/ Seminars	5,742,954
Consumables - Office Supplies	242,287
Certification/ Market Linkages	2,090,860
Administrative Expenses	1,022,656
TOTAL Rs.	16,793,357

SCHEDULE [11] : TRADCRAFT EXCHANGE

Operationalizing and Strengthening Varanasi Weavers Hub	1,170,726
Business Skill Training	97,377
Design and Product Development	742,333
Market Promotion and Linkages	230,168



MD

ALL INDIA ARTISANS & CRAFTWORKERS WELFARE ASSOCIATION
B-223 BASEMENT, CHITTARANJAN PARK, NEW DELHI- 110019

Schedules Forming Part of Financial Statement		F.Y. 2016-17
Project Management Cost		873,269
Admin Cost		773,175
TOTAL Rs.		3,887,348
SCHEDULE [12] : RBS FOUNDATION		
Design Training and Product Development		1,433,667
Skill Development		82,250
Organizational Development		223,174
Market Promotion and Linkage		396,057
Toda revival of designs and compilation for developing a repository		496,996
Staff Salaries & Expenses		1,678,874
Management Cost		346,428
TOTAL Rs.		4,657,446
SCHEDULE [13] : CAF INDIA- ORACLE		
Product Development		572,490
Tools and technology		40,165
Travel		284,467
Marketing		559,540
Human Resources		898,368
Admin Cost		295,616
TOTAL Rs.		2,650,646
SCHEDULE [14] : FORD FOUNDATION		
Staff Salaries		1,397,396
Other Staff Costs - Insurance & Welfare		59,071
Premises Cost		409,388
IT Expenses		67,030
Professional & Legal Fee & Charges		40,457
Other Admin Expenses		171,727
Travel		164,360
Craftmark (Marketing Activities)		301,482
Capacity Building		119,566
Policy Research & Advocacy		652,044
TOTAL Rs.		3,382,521
SCHEDULE [15] : FORD FOUNDATION- 0160		
Salaries		286,571
Equipments- Purchase of tools, technology, equipment for business development services		12,790
Event related costs		500
Indirect Cost		119,131
TOTAL Rs.		418,992
SCHEDULE [16] : SJNEFFL		
Audit Expenses		6,325
TOTAL Rs.		6,325
SCHEDULE [17] : Google		
Salaries		560,770



MD

ALL INDIA ARTISANS & CRAFTWORKERS WELFARE ASSOCIATION
B-223 BASEMENT, CHITTARANJAN PARK, NEW DELHI- 110019

Schedules Forming Part of Financial Statement

	F.Y. 2016-17
Capacity Building	81,658
Craftmark Membership	58,431
Health Insurance	6,016
Policy & Advocacy	50,000
Printing & Stationery	13,067
Translation Expenses	22,110
Website Design & Maintenance	100,978
Online Uploading Cost	58,401
Promotional Events	366,366
TOTAL Rs.	1,317,797

SCHEDULE [18] : Other Programme & Administrative Expenses

Staff Salaries & Benefits	523,980.00
Travelling & Conveyance	314,096.00
Product Development & Marketing Related Workshops / Trainings	215,445.00
Packaging, Forwarding & Sales Promotion	190,294.36
Communication Expenses	76,022.00
Misc. Expenses	71,183.56
Website Maintenance Expenses	50,500.00
Legal & Professional Charges	50,346.00
Rent, Rates and Taxes	44,913.00
Office Expenses	41,390.00
Printing & Stationery	25,107.00
Discount	84,150.50
Repair & Maintenance	9,387.00
Insurance	5,617.00
Membership Fees	5,375.00
Bank Charges	2,212
	1,710,018



MD